

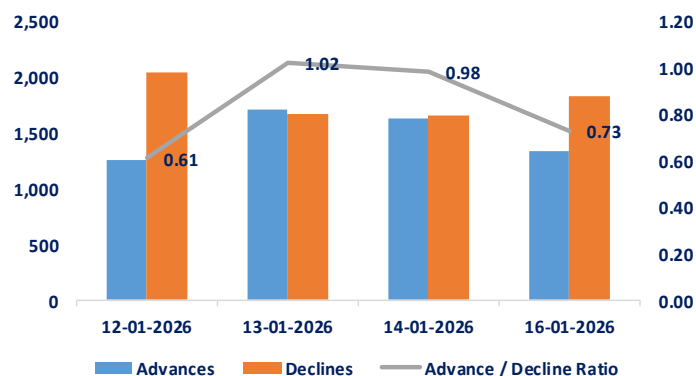
Date	Nifty	Sensex	Gold \$*	Silver \$*
09-01-2026	25,683.30	83,576.24	4,467.95	77.99
16-01-2026	25,694.35	83,570.35	4,601.00	90.50
Weekly Price % Change	0.04%	-0.01%	2.98%	16.04%

* Prices as of 4:30 PM - 16th Jan 26

Volume Shockers (16/01/2026)

NSE Symbol	Volume	LTP	% Change
PATELENG	103516100	29.67	8.25
BESTAGRO	23124876	29.00	0.17
STYLEBAAZA	17907263	275.65	7.30
SWSOLAR	17263202	208.80	5.41
ARSSBL	8775358	649.00	2.58
SPMLINFRA	8535905	190.79	15.03
VARDMNPOLY	5212122	6.55	19.96
AWHCL	4919286	551.15	18.01
ZENTEC	4568394	1324.70	7.87
ESAFSFB	3695723	29.20	12.48

Weekly Advances/Declines



Top Gainers/Losers

NIFTY

Company Name	Close(16-01-2026)	Close(09-01-2026)	% Gains	Company Name	Close(16-01-2026)	Close(09-01-2026)	% Loss
TECHM	1672.00	1583.20	5.61%	CIPLA	1398.00	1466.00	-4.64%
ONGC	247.23	234.10	5.61%	LT	3857.00	4019.80	-4.05%
TATASTEEL	188.00	178.50	5.32%	SUNPHARMA	1671.10	1737.00	-3.79%
INFY	1689.10	1616.90	4.47%	MARUTI	15877.00	16500.00	-3.78%
SBIN	1040.60	1000.05	4.05%	JIOFIN	277.95	287.55	-3.34%

NIFTY Mid-Cap

Company Name	Close(16-01-2026)	Close(09-01-2026)	% Gains	Company Name	Close(16-01-2026)	Close(09-01-2026)	% Loss
INDUSINDBK	951.50	882.00	7.9%	DIXON	10,738.00	11,880.00	-9.6%
OIL	446.00	419.50	6.3%	POLYCAB	7,049.50	7,690.00	-8.3%
FEDERALBNK	270.75	255.00	6.2%	GODREJPROP	1,885.00	1,992.00	-5.4%
BSE	2,802.80	2,678.00	4.7%	TIINDIA	2,340.00	2,450.00	-4.5%
OFSS	7,944.00	7,609.50	4.4%	POLICYBZR	1,625.00	1,687.80	-3.7%

NIFTY Small-Cap

Company Name	Close(16-01-2026)	Close(09-01-2026)	% Gains	Company Name	Close(16-01-2026)	Close(09-01-2026)	% Loss
ANGELONE	2740.5	2341.2	17.1%	CESC	155.49	165.61	-6.1%
MCX	2445	2184	12.0%	ABREL	1525	1620.1	-5.9%
MANAPPURAM	315.2	293	7.6%	RPOWER	31.96	33.85	-5.6%
NAVINFUOR	6120	5714	7.1%	NBCC	103.75	109.47	-5.2%
CYIENT	1201	1158.9	3.6%	AEGISLOG	705.05	741.25	-4.9%

NIFTY Sectoral Indices

Sectoral Indices	Close(16-01-2026)	Close(09-01-2026)	% Gains	Sectoral Indices	Close(16-01-2026)	Close(09-01-2026)	% Loss
NIFTY PSU BANK	9,014.25	8,601.05	4.8%	NIFTY CONSUMER DURABLES	36,550.85	37,602.95	-2.8%
NIFTY METAL	11,600.05	11,094.80	4.6%	NIFTY REALTY	853	874	-2.4%
NIFTY MIDSMALL FINANCIAL SERV	21,217.70	20,540.00	3.3%	NIFTY PHARMA	22,217.05	22,761.00	-2.4%
NIFTY IT	39,086.65	38,027.20	2.8%	NIFTY HEALTHCARE INDEX	14,388.75	14,672.05	-1.9%
NIFTY OIL & GAS	11,748.50	11,628.75	1.0%	NIFTY500 HEALTHCARE	18,373.20	18,716.20	-1.8%

Weekly Pivot Table

Indices	Close(16-01-2026)	R2	R1	PP	S1	S2
NIFTY50	25,694.35	26,115.58	25,902.38	25,689.18	25,475.98	25,262.78
NIFTY NEXT 50	68,857.90	70,335.63	69,477.68	68,619.73	67,761.78	66,903.83
NIFTY BANK	60,095.15	61,102.45	60,416.98	59,731.50	59,046.03	58,360.55
NIFTY FINANCIAL SERVICES	27,523.15	27,966.58	27,734.13	27,501.68	27,269.23	27,036.78
NIFTY MIDCAP SELECT	13,697.85	14,031.25	13,854.68	13,678.10	13,501.53	13,324.95
SENSEX	83,570.35	84,960.11	84,261.63	83,563.15	82,864.67	82,166.19

Major Event of the Week

- **India CPI:** India's retail inflation rose to 1.33% YoY in December 2025 from 0.71% in November, driven by a slower decline in food prices, but remained well below the RBI's 2–6% comfort band.
- **Japan Current Account:** Japan's current account surplus widened to JPY 3,674.1 billion in November 2025, aided by a sharp improvement in the goods balance and a steady rise in primary income surplus.
- **India Passenger Vehicles:** India's passenger vehicle sales jumped 29% YoY to 349,170 units in December 2025 on festive demand and policy support, though sales declined 1.6% on a sequential basis.
- **US Inflation:** US headline inflation held steady at 2.7% YoY in December 2025, while core inflation remained at a four-year low of 2.6%, reinforcing expectations of a policy pause by the Fed.
- **China Trade:** China posted a record trade surplus of USD 1.189 trillion in 2025, driven by strong export growth to non-US markets and resilient import demand.
- **India WPI:** India's wholesale price inflation turned positive at 0.83% YoY in December 2025, the fastest pace since April, led by higher manufacturing prices despite continued deflation in fuel.
- **India Balance of Trade:** India's merchandise trade deficit widened sharply to a record \$25 billion in December 2025, as imports rose 8.8% YoY to \$63.6 billion due to higher energy costs amid pressure to curb Russian oil purchases. Exports grew modestly by 1.8% to \$38.5 billion.
- **India Unemployment data:** The unemployment rate in India inched higher to 4.8% in December of 2025 from the series low 4.7%. The overall Worker Population Ratio for persons of age 15 years and above rose marginally to its yearly peak of 53.4 per cent last month.

Weekly Global Economic Calendar



Weekly Global Economic Calendar

(19th January 2026 to 23rd January 2026)


MON JAN 19

 **CHINA** : 07:30 AM; GDP Growth Rate Q4
07:30 AM; Industrial Production YoY DEC
07:30 AM; Retail Sales YoY DEC
07:30 AM; Unemployment Rate DEC

TUE JAN 20

 **US** : 06:45 PM; ADP Employment
 **UK** : 12:30 PM; Unemployment Rate NOV

WED JAN 21

 **UK** : 12:30 PM; Inflation Rate DEC
12:30 PM; Core Inflation Rate DEC
12:30 PM; PPI Output/Input DEC



THU JAN 22

 **JAPAN** : 05:20 AM; Balance of Trade DEC
05:20 AM; Exports/Imports DEC
 **US** : 07:00 PM; GDP Growth Rate QoQ Final Q3
07:00 PM; GDP Price Index QoQ Final Q3
07:00 PM; Initial Jobless Claims JAN/17
08:30 PM; Core PCE Price Index MoM NOV
08:30 PM; Personal Income MoM NOV
08:30 PM; Personal Spending MoM NOV

FRI JAN 23

 **INDIA** : 10:30 AM; HSBC Composite PMI Flash JAN
10:30 AM; HSBC Manufacturing PMI Flash JAN
10:30 AM; HSBC Services PMI Flash JAN
05:00 PM; Bank Loan/Deposits Growth JAN/09
05:00 PM; Foreign Exchange Reserves JAN/16

 **JAPAN** : 05:00 AM; Inflation Rate YoY DEC
05:00 AM; Core Inflation Rate YoY DEC
08:30 AM; BoJ Interest Rate Decision
06:00 AM; S&P Global Manufacturing PMI Flash JAN
06:00 AM; S&P Global Services PMI Flash JAN
06:00 AM; S&P Global Composite PMI Flash JAN

 **US** : 08:15 PM; S&P Global Composite PMI Flash JAN
08:15 PM; S&P Global Manufacturing PMI Flash JAN
08:15 PM; S&P Global Services PMI Flash JAN
08:30 PM; Michigan Consumer Sentiment Final JAN

 **UK** : 12:30 PM; Retail Sales DEC
03:00 PM; S&P Global Manufacturing PMI Flash JAN
03:00 PM; S&P Global Services PMI Flash JAN
03:00 PM; S&P Global Composite PMI Flash JAN

Timings in IST Disclaimer: The above mentioned data/ information have ensured the high quality and accuracy of the content of the SSL Global Economic Calendar. Users may carry out due diligence before using any